








WHAT DO I NEED TO DO TO RETURN MY VEHICLE?

BEFORE YOUR RETURN

- ☐ Examine possible excessive wear and use on your vehicle and make any necessary repairs.
- ☐ Your originating Dealer is required to accept your return vehicle however we recommend contacting your local Lexus dealer to schedule a turn-in appointment for your vehicle.
- ☐ Ensure all contracted payments and miscellaneous fees are paid to LFS.
- ☐ Schedule your complimentary inspection appointment 15 to 60 days before your maturity date. *To schedule an inspection call AutoVIN at (855) 90-MY-LFS.*
Let LFS know if you completed repairs after your inspection, we'll order another once you return.
- ☐ Call your local DMV to find out if your state requires license plates to be returned at lease-end.

DURING YOUR INSPECTION AND RETURN

Bring the following to your inspection and lease-return appointments:

- ☐  Toolkit and spare tire, if applicable.
- ☐  All sets of keys (masters/remotes/valet), if applicable.
- ☐  Owner's Manuals.
- ☐  Any original equipment on your vehicle at lease inception (radio, headrests, 3rd row seat, tonneau/cargo cover, etc.).
- ☐  Ask the dealer to record the mileage, and don't forget to sign the Odometer Disclosure Statement and ask for a copy.